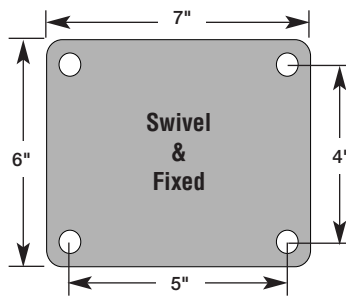


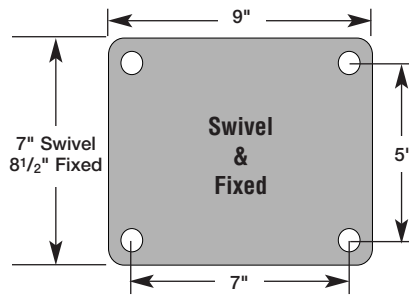
EH SERIES & EHF SERIES

The Flexello EF Series swivel and EHF Series fixed casters are available in sizes ranging from 6" to 16" with load capacities from 2,400 to 11,990 lbs. These heavy-duty casters are ideal for handling power towing applications at approximately 4 mph. Wheel options include Cast Iron and Flexello Polyurethane on Cast Iron.

EH & EHF Series 6" to 12" Casters



EH & EHF Series 10" & 16" Casters with 9,000+ lbs. Load Capacity



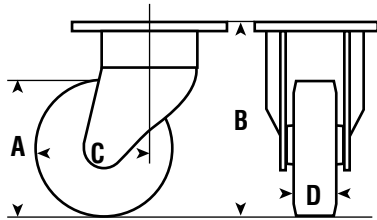
EH Series Swivel



EHF Series Fixed



EH Series 2-Way Directional Lock



A = Wheel Diameter B = Overall Height C = Swivel Radius D = Tread Width

EH & EHF SERIES

A	B	C	D	Load Capacity	Bearing	Wheel	Swivel Part #	Fixed Part #
6"	10-3/8"	5-3/4"	2-3/4"	6490	Taper Roller	Cast Iron	EH-306HCTM	EHF-306HCTM
8"	12"	6-3/4"	3"	2400	Taper Roller	Polyurethane on Cast Iron	EH-108SUTM	EHF-108SUTM
10"	14"	7-3/4"	3"	3500	Taper Roller	Polyurethane on Cast Iron	EH-110SUTM	EHF-110SUTM
10"	14-1/2"	7-3/4"	3"	5000	Taper Roller	Polyurethane on Cast Iron	EH-210SUTM	EHF-210SUTM
10"	14-1/2"	7-3/4"	3"	6490	Taper Roller	Cast Iron	EH-310HCTM	EHF-310HCTM
10"	16"	8-1/4"	4"	11990	Taper Roller	Cast Iron	EH-510HCTM	EHF-510HCTM
12"	16-5/8"	8-3/4"	3"	5000	Taper Roller	Polyurethane on Cast Iron	EH-212SUTM	EHF-210SUTM
12"	16-5/8"	8-3/4"	4"	6490	Taper Roller	Polyurethane on Cast Iron	EH-312SUTM	EHF-312SUTM
12"	16-5/8"	9-3/8"	4"	3960	Taper Roller	Rubber on Cast Iron	EH-312RTTM40	EHF-312RTTM40
16"	21-3/4"	11-1/4"	5"	9966	Taper Roller	Polyurethane on Cast Iron	EH-516SUTM	EHF-516SUTM

2-Way Directional Wheel Locks

A two-way directional wheel lock is available for the EH Series 210 model (10") and 212 and 312 model (12") swivel casters. (Other models are available on special order.)



Expanding Hub Brake

Converts swivel casters to fixed casters by the release of a spring-loaded plunger. The locked direction of travel is in line with the longer side of the top plate. To order a directional lock, add suffix **L** to the Swivel Part #.

Expanding Hub Brakes

Expanding hub brakes are available on special order for EHF Series fixed casters (consult Revvo for sizes and models). To order an expanding hub brake, add suffix **BR** to the Fixed Part #. Also specify **LH** for left-handed or **RH** for right-handed hub brake.