



TOWCASTERS

The easy way to move ISO freight containers without expensive equipment

Towcasters move ISO freight containers quickly and easily without using expensive equipment such as cranes, gantries, or side-loading forks. The complete system includes two swivel and two fixed casters featuring adapter plates that lock positively (via quick-action securing screws) into the corner castings incorporated into all ISO freight containers. The locking screws are standard along with a lifting handle and ratchet spanner.

- Economize storage space - allows containers to be maneuvered and parked away from the lifting facility
- Ideal, low-cost solution for container manufacture, repairing and marshalling for loading and unloading
- Designed for power towing up to 5 mph - suitable for empty or evenly loaded containers up to 40-ft. in length
- No protruding parts so containers can be positioned close together without damage
- Rugged polyurethane-on-cast-iron wheels available in 10" and 12" diameters
- Easy to install - casters can be fitted by one person
- Optional Towbar enables towing by tractor, fork truck or other vehicle

Capacities to 26,400 lbs.





Each Towcaster set includes two swivel and two fixed casters.

Complete sets also include locking screws, lifting handle, ratchet spanner, and optional Towbar. These accessories are also available as spare parts.




Towbars


The patented Towbar (sold optionally in sets of two) enables towing by tractor, fork truck or other towing vehicle. It measures 8 feet long and fits securely into the ISO container corner brackets immediately above the swivel Towcasters. The Towbars attach to the towing vehicle using standard link pins up to 1-1/2" diameter (not supplied).

TOWCASTER	SET #1	SET #2
Wheel Diameter	10"	12"
Tread Width	3"	4"
Mounting Height	15-3/4"	17-7/8"
Load Capacity	22,000 lbs.	26,400 lbs.
Wheel Type	Polyurethane on Cast Iron	Polyurethane on Cast Iron
Part #	ISO-210SUTM	ISO-312SUTM


Easy to Install



1. Raise container



2. Attach handle and lift caster




3. Insert into corner bracket



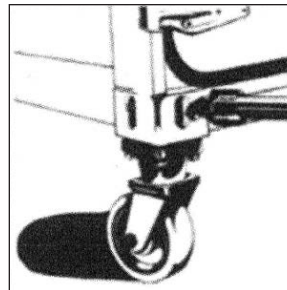
4. Square caster and insert locking screw




5. Tighten locking screw using ratchet spanner



6. Remove lifting handle



7. Insert Towbars



8. Ready to tow



The Revvo Caster Company, Inc.

"Moving in the right direction"

The Revvo Caster Company, Inc.

2420 North America Drive • West Seneca, NY 14224

Phone: 716-675-9609 • Fax: 716-677-2363

Toll-Free: 1-888-883-3596

E-Mail: info@revvocaster.com • www.RevvoCaster.com