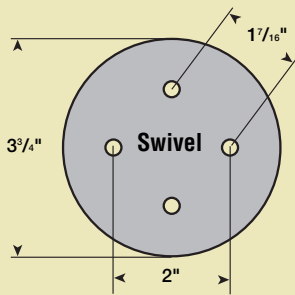


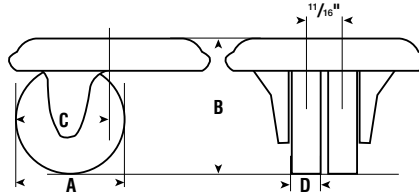
## 2SL SERIES

Revvo 2SL Series swivel casters are designed for special applications where a caster is required for moving heavy equipment over level surfaces. Available in a 35mm and 2" wheel sizes, they have load capacities ranging from 265 to 600 lbs. and are fitted with a circular top plate.

### Standard Top Plate



2SL top plates have fixing holes to suit 1/4" diameter countersink head screws.



The 2SL is available with a 35mm or 2" diameter black nylon wheel

A = Wheel Diameter    B = Overall Height    C = Swivel Radius    D = Tread Width

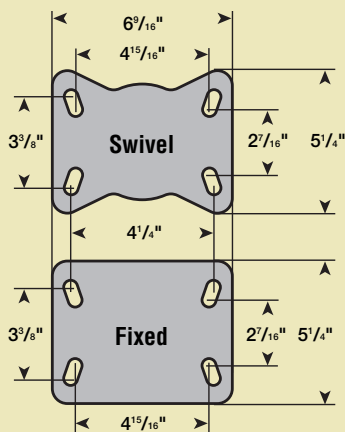
### 2SL SERIES

A	B	C	D	Load Capacity	Bearing	Wheel	Swivel Part #
35mm	2"	1-3/8"	9/16"	264	Plain	Black Nylon	2SL 035 BY0L
2"	2-1/2"	1-3/4"	9/16"	350	Plain	White Nylon	2SL 050 NY0L
2"	2-1/2"	1-3/4"	9/16"	350	Plain	Black Nylon	2SL 050 BY0L
2"	2-1/2"	1-3/4"	9/16"	350	Plain	Polyurethane	2SL 050 PT0L
2"	2-1/2"	1-3/4"	9/16"	600	Plain	Steel	2SL 050 ST0L

## XH SERIES

XH Series casters from Revvo feature a 3" tread width for greater load capacity in a low-level caster. Available in a 3-3/8" wheel size, they can handle loads from 900 to 1,320 lbs. Swivel models (XSH) are fitted with an oblong top plate, and fixed models (XFX) are fitted with a rectangular top plate.

### Standard Top Plate



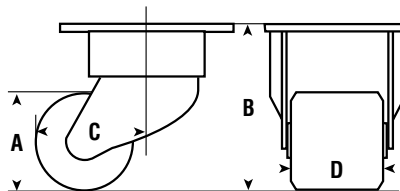
XSH/XFH top plates have fixing holes to suit 1/2" diameter bolts.



A = Wheel Diameter    B = Overall Height    C = Swivel Radius    D = Tread Width

### XH SERIES

A	B	C	D	Load Capacity	Bearing	Wheel	Swivel Part #	Fixed Part #
3-3/8"	5-11/16"	3-15/16"	3"	900	Precision Ball	Nylon	XSH 085 NY2M Z	XFH 085 NY2M
3-3/8"	5-11/16"	3-15/16"	3"	1320	Precision Ball	Revvothane	XSH 085 PT2M Z	XFH 085 PT2M



### Directional Lock (D)

- For swivel casters only
- A four-station plunger lock converts swivel casters into fixed casters for straight line travel
- To order, add suffix **D** to Swivel Part #

