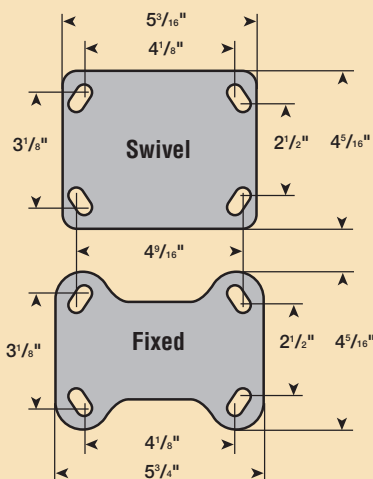


4 SERIES

Kingpinless Pressed Steel

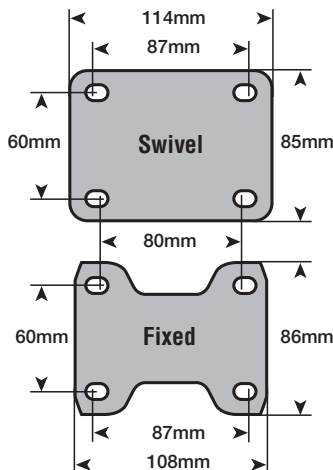
Ideal for use on tool boxes, gang boxes, work cabinets, and other applications in which moderate loads are moved over flat surfaces, Revvo TS4 Series casters are available in three wheel sizes (3", 4" & 5") with load capacities ranging from 140 to 580 lbs. Swivel models (TS4) can be fitted with rectangular top plates or special triangular top plates. Fixed models (TF4) are fitted with oblong top plates. Swivel (BS4) and fixed (BF4) bolt hole style frames are also available. Please consult factory for load capacities of bolt hole models.

Standard Top Plates



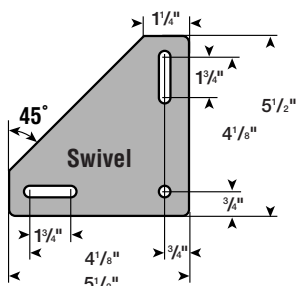
TS4/TF4 top plates have fixing holes to suit 3/8" diameter bolts.

Metric T03 Top Plates



T03 top plates have fixing holes to suit 8mm diameter bolts. To order, add suffix T03 to Swivel or Fixed Part #

Alternative T19 Top Plate



T19 top plates have fixing holes to suit 5/16" diameter bolts. To order, add suffix T19 to Swivel Part #



Bolt hole swivel style shown with rubber tire and swivel & wheel lock

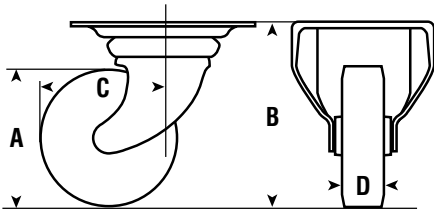


Swivel style shown with T19 triangular top plate and phenolic wheel.

Options & Accessories

See Page 8 for complete specifications, availability and ordering information

Item	Availability	Order Ref.
Threadguards	All 4" & 5" models	T
Head Seals	Swivel	S
Wheel Lock	Swivel	W
Foot Brake	Swivel (4" & 5")	H
Swivel & Wheel Lock	Swivel (4" & 5")	L
Round Steel Plugs	Bolt Hole	RP
Expanding Steel Plugs	Bolt Hole	EP



A = Wheel Diameter B = Overall Height C = Swivel Radius D = Tread Width

4 SERIES				TS4/TF4*			Top Plate		Bolt Hole	
A	B	C	D	Load Capacity	Bearing	Wheel	Swivel Part #	Fixed Part #	Swivel Part #	Fixed Part #
3"	4-1/2"	2-7/8"	1-3/8"	350	Plain	Nylon	TS4 075 NY04	TF4 075 NY04	BS4 075 NY04	BS4 075 NY04
3"	4-1/2"	2-7/8"	1-3/8"	350	Roller	Nylon	TS4 075 NY14	TF4 075 NY14	BS4 075 NY14	BF4 075 NY14
3"	4-1/2"	2-7/8"	1-1/2"	380	Plain	Phenolic	TS4 075 RP04	TF4 075 RP04	BS4 075 RP04	BF4 075 RP04
3"	4-1/2"	2-7/8"	1-1/2"	380	Roller	Phenolic	TS4 075 RP14	TF4 075 RP14	BS4 075 RP14	BF4 075 RP14
3"	4-1/2"	2-7/8"	1-1/4"	175	Plain	Rubber Tire	TS4 075 RU04	TF4 075 RU04	BS4 075 RU04	BF4 075 RU04
3"	4-1/2"	2-7/8"	1"	350	Plain	Revvothane	TS4 075 PT04	TF4 075 PT04	BS4 075 PT04	BF4 075 PT04
3"	4-1/2"	2-7/8"	1"	350	Roller	Revvothane	TS4 075 PT14	TF4 075 PT14	BS4 075 PT14	BF4 075 PT14
3"	4-1/2"	2-7/8"	1"	350	Precision Ball	Revvothane	TS4 075 PT24	TF4 075 PT24	BS4 075 PT24	BF4 075 PT24
3"	4-1/2"	2-7/8"	1-3/8"	410	Plain	Cast Iron	TS4 075 CI04	TF4 075 CI04	BS4 075 CI04	BF4 075 CI04
3"	4-1/2"	2-7/8"	1-3/8"	410	Roller	Cast Iron	TS4 075 CI14	TF4 075 CI14	BS4 075 CI14	BF4 075 CI14
4"	5-1/2"	3-9/16"	1-3/8"	500	Plain	Nylon	TS4 100 NY04	TF4 100 NY04	BS4 100 NY04	BF4 100 NY04
4"	5-1/2"	3-9/16"	1-3/8"	500	Roller	Nylon	TS4 100 NY14	TF4 100 NY14	BS4 100 NY14	BF4 100 NY14
4"	5-1/2"	3-9/16"	1-1/2"	550	Plain	Phenolic	TS4 100 RP04	TF4 100 RP04	BS4 100 RP04	BF4 100 RP04
4"	5-1/2"	3-9/16"	1-1/2"	550	Roller	Phenolic	TS4 100 RP14	TF4 100 RP14	BS4 100 RP14	BF4 100 RP14
4"	5-1/2"	3-9/16"	1-1/4"	400	Roller	Green Rubber	TS4 100 GR1E	TF4 100 GR1E	BS4 100 GR1E	BF4 100 GR1E
4"	5-1/2"	3-9/16"	1-3/8"	300	Plain	Rubber Tire	TS4 100 RU04	TF4 100 RU04	BS4 100 RU04	BF4 100 RU04
4"	5-1/2"	3-9/16"	1-1/8"	500	Plain	Revvothane	TS4 100 PT04	TF4 100 PT04	BS4 100 PT04	BF4 100 PT04
4"	5-1/2"	3-9/16"	1-1/8"	500	Roller	Revvothane	TS4 100 PT14	TF4 100 PT14	BS4 100 PT14	BF4 100 PT14
4"	5-1/2"	3-9/16"	1-1/2"	550	Plain	Cast Iron	TS4 100 CI04	TF4 100 CI04	BS4 100 CI04	BF4 100 CI04
4"	5-1/2"	3-9/16"	1-1/2"	550	Roller	Cast Iron	TS4 100 CI14	TF4 100 CI14	BS4 100 CI14	BF4 100 CI14
4"	5-1/2"	3-9/16"	1-1/2"	400	Plain	Polypropylene	TS4 100 PL04	TF4 100 PL04	BS4 100 PL04	BF4 100 PL04
4"	5-1/2"	3-9/16"	1-1/8"	440	Roller	Polyurethane	TS4 100 PU14	TF4 100 PU14	BS4 100 PU14	BF4 100 PU14
5"	6-7/16"	4-1/8"	1-3/8"	580	Plain	Nylon	TS4 125 NY04	TF4 125 NY04	BS4 125 NY04	BF4 125 NY04
5"	6-7/16"	4-1/8"	1-3/8"	580	Roller	Nylon	TS4 125 NY14	TF4 125 NY14	BS4 125 NY14	BF4 125 NY14
5"	6-7/16"	4-1/8"	1-1/2"	580	Plain	Phenolic	TS4 125 RP04	TF4 125 RP04	BS4 125 RP04	BF4 125 RP04
5"	6-7/16"	4-1/8"	1-1/2"	580	Roller	Phenolic	TS4 125 RP14	TF4 125 RP14	BS4 125 RP14	BF4 125 RP14
5"	6-7/16"	4-1/8"	1-1/4"	440	Roller	Green Rubber	TS4 125 GR1E	TF4 125 GR1E	BS4 125 GR1E	BF4 125 GR1E
5"	6-7/16"	4-1/8"	1-1/2"	350	Plain	Rubber Tire	TS4 125 RU04	TF4 125 RU04	BS4 125 RU04	BF4 125 RU04
5"	6-7/16"	4-1/8"	1-1/2"	350	Roller	Rubber Tire	TS4 125 RU14	TF4 125 RU14	BS4 125 RU14	BF4 125 RU14
5"	6-7/16"	4-1/8"	1-1/4"	550	Plain	Revvothane	TS4 125 PT04	TF4 125 PT04	BS4 125 PT04	BF4 125 PT04
5"	6-7/16"	4-1/8"	1-1/4"	550	Roller	Revvothane	TS4 125 PT14	TF4 125 PT14	BS4 125 PT14	BF4 125 PT14
5"	6-7/16"	4-1/8"	1-1/2"	580	Plain	Cast Iron	TS4 125 CI04	TF4 125 CI04	BS4 125 CI04	BF4 125 CI04
5"	6-7/16"	4-1/8"	1-1/2"	580	Roller	Cast Iron	TS4 125 CI14	TF4 125 CI14	BS4 125 CI14	BF4 125 CI14
5"	6-7/16"	4-1/8"	1-1/2"	450	Plain	Polypropylene	TS4 125 PL04	TF4 125 PL04	BS4 125 PL04	BF4 125 PL04
5"	6-7/16"	4-1/8"	1-1/2"	580	Roller	Polyurethane	TS4 125 PU14	TF4 125 PU14	BS4 125 PU14	BF4 125 PU14

BS4/BF4 bolt hole frames have a mounting center hole of 1/2".

*Load capacities are shown for top plate models (TS4/TF4) only. The maximum load capacity for bolt hole models BS4/BF4 is 495 lbs.

Please consult factory for load capacities of individual bolt hole casters.