

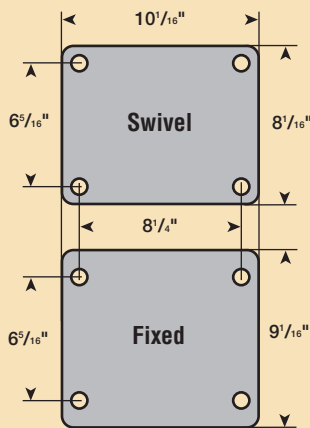
Y & Z SERIES

Kingpinless Fabricated Steel

Revvo kingpinless Y & Z Series casters are enhancements of the T Series caster featuring two large diameter hardened ball bearing raceways and high-performance "Revvothane" (Vulkollan®) polyurethane tires molded onto a cast-iron center.

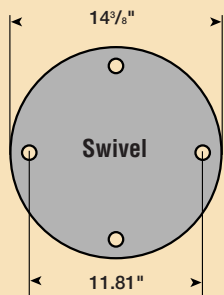
Available in a 16" wheel size, the Y Series is capable of handling loads up to 14,700 lbs. Both swivel (TSY) and fixed (TFY) models are fitted with rectangular top plates. The twin-wheel Z Series swivel caster, also available in the 16" wheel size, can handle loads up to 25,000 lbs. and is fitted with a circular top plate.

Standard Top Plates (Y)

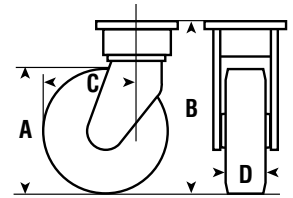


TSY/TFY swivel top plates are 1-3/32" thick; fixed top plates are 1" thick. Both have fixing holes to suit 3/4" diameter bolts.

Standard Top Plate (Z)



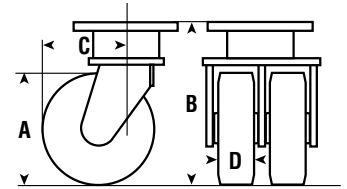
2SZ swivel top plates are 1-5/16" thick and have fixing holes to suit 1" diameter bolts.



A = Wheel Diameter B = Overall Height C = Swivel Radius D = Tread Width

Y SERIES

A	B	C	D	Load Capacity	Bearing	Wheel	Swivel Part #	Fixed Part #
16"	21-5/8"	12-5/8"	5"	14700	Taper Roller	Revvothane	TSY 400 PT3Z	TFY 400 PT3Z



A = Wheel Diameter B = Overall Height C = Swivel Radius D = Tread Width

Z SERIES - Twin Wheel

A	B	C	D	Load Capacity	Bearing	Wheel	Swivel Part #
16"	22-7/16"	13-3/4"	5"	25000	Taper Roller	Revvothane	2SZ 400 PT3Z

Options & Accessories

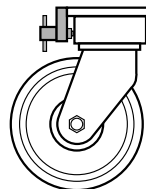
Wheel Lock (W)

- For Y Series casters only
- A simple hand-operated parking lock
- To order, add suffix **W** to Swivel Part #



Directional Lock (D)

- For Y Series casters only
- A four-station plunger lock converts swivel casters into fixed casters for straight line travel
- To order, add suffix **D** to Swivel Part #



Directional Lock (D)

- For Z Series casters only
- An eight-station plunger lock converts swivel casters into fixed casters for straight line travel
- To order, add suffix **D** to Swivel Part #

